



ITT

Koni
Enidine

Xtreme SERIES

SHOCK ABSORBERS IMPERIAL MODELS



HIGHER ENERGY CAPACITY

GREATER RELIABILITY

- Robust one-piece cylinder construction with solid back-end delivers unmatched energy performance.
- Versatile low profile configuration of adjustable series also has wrench flats for easy installation.
- Distinctly different front-end bearing assembly promotes remote serviceability when required.
- Integrated positive stop capability provides reliable positioning for all moving loads.
- Innovative combination of long life components offer maximum cycle life for increased productivity.
- Xtreme units have been developed to be fully interchangeable with existing shock absorber products.
- Adjustable and non-adjustable units are available in $\frac{3}{4}$ " (20 mm), $1\text{-}\frac{1}{8}$ " (30 mm) bore sizes and stroke lengths up to 6" (150 mm).
- Xtreme Series shock absorbers are capable of safely and efficiently decelerating loads with energies that exceed all competitive capacities.

Engineered for life

ENIDINE



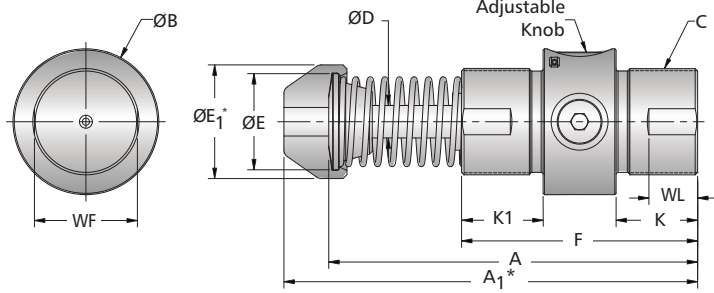
ITT

**Koni
Enidine**

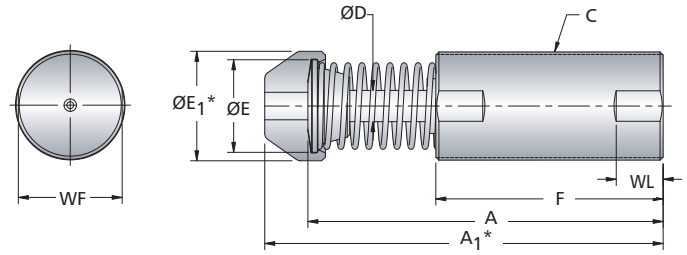


**SERIES SHOCK ABSORBERS
IMPERIAL MODELS**

OEMXT 3/4 - OEMXT 1 1/8 - Adjustable



PMXT 1525 - PMXT 2150 - Non-adjustable




* Note: A₁ and E₁ apply to urethane striker cap as necessary.


	Catalog No. (Model)	Bore Size (in.)	(S) Stroke (in.)	Optimal Velocity Range (in./sec.)	(E _T) Max. in.-lbs./Cycle (in./lbs)	(E _T C) Max. (in.-lbs./hour)	(F _p) Max. Shock Force (lbs.)	Nominal Coil Spring Force		(F _p) Max. Propelling Force (lbs.)	Model Weight (lbs.)
								Extended (lbs.)	Compressed (lbs.)		
ADJUSTABLE	OEMXT 3/4 x 1	0.75	1.0	12-140	3,750	1,120,000	4,500	11	15	650	2.7
	LROEMXT 3/4 x 1	0.75	1.0	3-55	3,750	1,120,000	4,500	11	15	1,500	2.7
	OEMXT 3/4 x 2	0.75	2.0	12-140	7,500	1,475,000	4,500	7	15	650	3.7
	LROEMXT 3/4 x 2	0.75	2.0	3-55	7,500	1,475,000	4,500	11	18	1,500	3.7
	OEMXT 3/4 x 3	0.75	3.0	12-140	11,500	1,775,000	4,500	7	18	650	4.6
	OEMXT 1 1/8 x 2	1.13	2.0	12-140	20,000	2,400,000	11,500	17	35	1,500	7.9
	LROEMXT 1 1/8 x 2	1.13	2.0	3-30	20,000	2,400,000	11,500	17	35	4,000	7.9
	OEMXT 1 1/8 x 4	1.13	4.0	12-140	40,000	3,200,000	11,500	16	36	1,500	10.8
NON-ADJUSTABLE	OEMXT 1 1/8 x 6	1.13	6.0	12-140	60,000	3,730,000	11,500	20	64	1,500	14.1
	PMXT 1525 IF	0.75	1	*	3,250	1,120,000	6,500	11	15	1,500	2.2
	PMXT 1550 IF	0.75	2	*	6,500	1,475,000	6,500	11	18	1,500	2.4
	PMXT 1575 IF	0.75	3	*	10,000	1,775,000	6,500	7	15	1,500	2.7
	PMXT 2050 IF	1.13	2	*	16,500	2,400,000	13,750	17	35	4,000	6.0
	PMXT 2100 IF	1.13	4	*	33,000	3,200,000	13,750	16	36	4,000	7.3
	PMXT 2150 IF	1.13	6	*	50,000	3,730,000	13,750	20	64	4,000	9.3

	Catalog No. (Model)	A	A ₁	B	C	D	E	E ₁	F	K	K ₁	WF	WL
ADJUSTABLE	OEMXT 3/4 x 1	5.68	6.38	2.25	1 3/4 - 12 UN	0.50	1.50	1.75	3.63	.91	.82	1.59	0.75
	LROEMXT 3/4 x 1	5.68	6.38	2.25	1 3/4 - 12 UN	0.50	1.50	1.75	3.63	.91	.82	1.59	0.75
	OEMXT 3/4 x 2	7.68	8.38	2.25	1 3/4 - 12 UN	0.50	1.50	1.75	4.63	.91	.82	1.59	0.75
	LROEMXT 3/4 x 2	7.68	8.38	2.25	1 3/4 - 12 UN	0.50	1.50	1.75	4.63	.91	.82	1.59	0.75
	OEMXT 3/4 x 3	9.68	10.38	2.25	1 3/4 - 12 UN	0.50	1.50	1.75	5.63	.91	.82	1.59	0.75
	OEMXT 1 1/8 x 2	8.90	9.55	3.00	2 1/2 - 12 UN	0.75	2.00	2.25	5.50	1.03	1.03	2.42	0.75
	LROEMXT 1 1/8 x 2	8.90	9.55	3.00	2 1/2 - 12 UN	0.75	2.00	2.25	5.50	1.03	1.03	2.42	0.75
	OEMXT 1 1/8 x 4	12.90	13.55	3.00	2 1/2 - 12 UN	0.75	2.00	2.25	7.50	1.03	1.03	2.42	0.75
NON-ADJUSTABLE	OEMXT 1 1/8 x 6	17.97	18.62	3.00	2 1/2 - 12 UN	0.75	2.38	2.38	9.50	1.03	1.03	2.42	0.75
	PMXT 1525 IF	5.68	6.37	*	1 3/4 - 12 UN	0.50	1.48	1.75	3.63	*	*	1.70	0.75
	PMXT 1550 IF	7.68	8.37	*	1 3/4 - 12 UN	0.50	1.48	1.75	4.63	*	*	1.70	0.75
	PMXT 1575 IF	9.68	10.37	*	1 3/4 - 12 UN	0.50	1.48	1.75	5.63	*	*	1.70	0.75
	PMXT 2050 IF	8.90	9.55	*	2 1/2 - 12 UN	0.75	1.98	2.25	5.50	*	*	2.42	0.75
	PMXT 2100 IF	12.90	13.55	*	2 1/2 - 12 UN	0.75	1.98	2.25	7.50	*	*	2.42	0.75
	PMXT 2150 IF	17.97	18.62	*	2 1/2 - 12 UN	0.75	2.38	2.38	9.50	*	*	2.42	0.75

* These versions of shock absorbers have 3 possible damping constants available. Note: Minimum impact velocity for PM models is 4.0 in/sec. All dimensions are listed in inches



Shock Absorbers



Wire Rope Technology



Air Springs

Other Enidine Solutions in Energy Absorption and Vibration Isolation.

Enidine Incorporated
7 Centre Drive
Orchard Park, NY 14127, USA
Tel.: 1 (716) 662-1900
Fax: 1 (716) 662-1909
www.enidine.com • www.itt.com



Engineered for life